

Data Note

No. 8, 2006

Data set: MR/DD

Relationship between integrated employment and state unemployment rates for MR/DD consumers

State mental retardation/developmental disability (MR/DD) agencies provided day and employment supports to over 466,500 people in 2001. Approximately 23% of individuals supported by MR/DD agencies nationwide were employed in integrated employment settings, with individual state outcomes ranging from 2% to 56%.

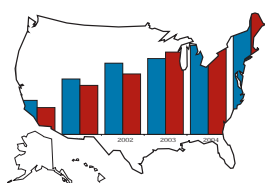
Researchers explored state unemployment rates to determine whether a state's MR/DD agency employment outcomes were related to the state's economy. The following table and maps compare the percentage of consumers working in integrated employment with state unemployment rates (UR), rounded to the nearest percentage point.

There was no significant correlation between the percentage of consumers in integrated employment and unemployment rate. This finding suggests that in 2001, a state's unemployment rate was not related to its integrated employment outcomes for individuals supported by state MR/DD agencies.

State	Integrated %	UR %	State	Integrated %	UR %	State	Integrated %	UR %
AK	48	6	KY	29	5	NY	20	5
AL	2	5	LA	41	6	OH	24	4
AR	3	5	MA	27	4	OK	39	4
AZ	---	5	MD	42	4	OR	38	6
CA	19	5	ME	31	4	PA	35	5
CO	34	4	MI	38	5	RI	---	5
CT	52	3	MN	47	4	SC	33	5
DC	4	6	MO	12	5	SD	42	3
DE	33	3	MS	8	6	TN	14	4
FL	---	5	MT	---	5	TX	20	5
GA	39	4	NC	9	6	UT	40	4
HI	---	5	ND	---	3	VA	26	3
IA	---	3	NE	23	3	VT	39	4
ID	10	5	NH	51	4	WA	56	6
IL	12	5	NJ	20	4	WI	14	5
IN	19	4	NM	31	5	WV	---	5
KS	24	4	NV	---	5	WY	26	4

Data sources: U.S. Bureau of Labor Statistics (www.bls.gov) and the ICI National Survey of Day and Employment Services for People with Developmental Disabilities

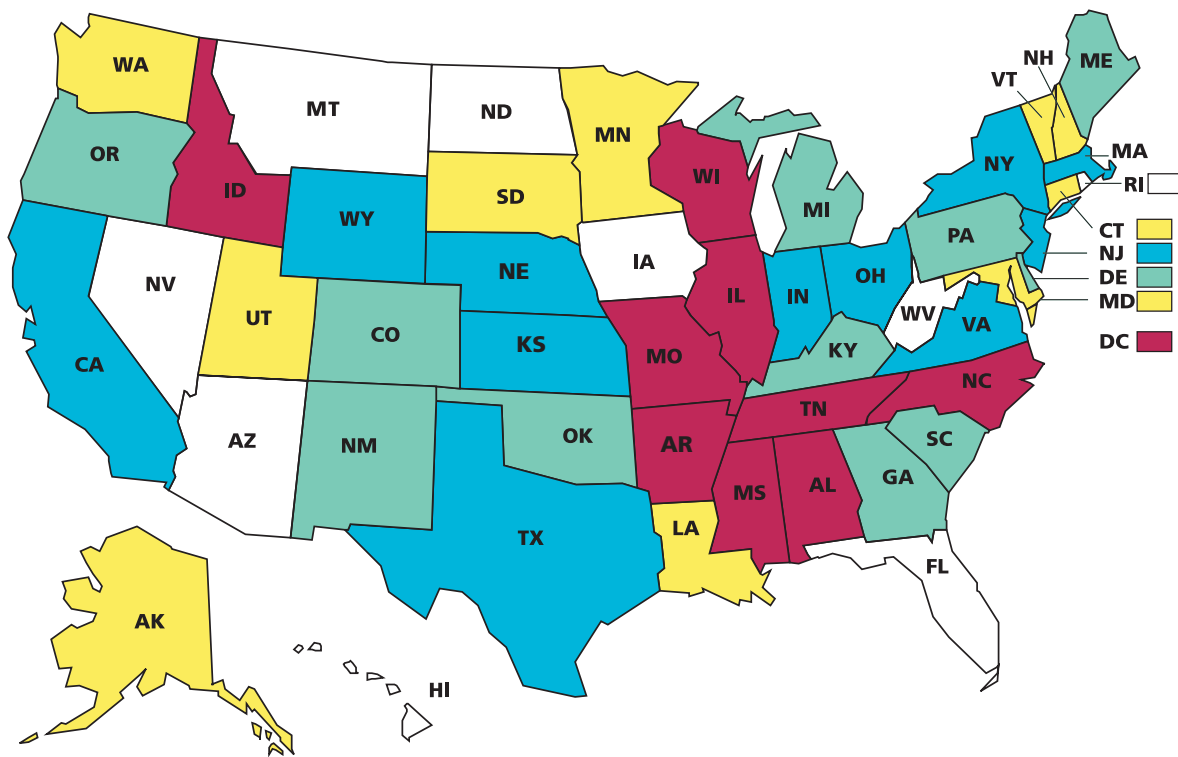
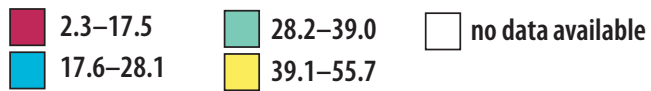
This is a publication of StateData.info, funded in part by the Administration on Developmental Disabilities, U.S. Department of Health and Human Services (#90DN0204). This Data Note was written by Katherine Fichthorn and Dana S. Gilmore.



StateData.info
A project of the Institute for Community Inclusion at UMass Boston



Percentage in Integrated Employment, 2001



State Unemployment Rates (%), 2001

