

Data Note

No. 7, 2006

Data set: SSA

Relationship between MR/DD consumers in integrated employment and working SSI recipients

State mental retardation/developmental disability (MR/DD) agencies provided day and employment supports to over 466,500 people in 2001. Of these, 108,981 individuals were supported in integrated employment settings. The percentage of individuals working in integrated employment varied widely by state, from 56% in Washington to only 2% in Alabama.

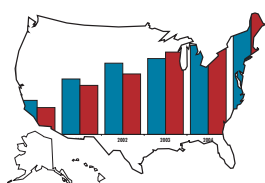
The percentage of working SSI recipients (across agencies) also varied from state to state in 2001, suggesting that employment outcomes for individuals with disabilities may be related within each state. The following table and maps compare the percentage of consumers working in integrated employment with the percentage of working SSI recipients. Figures are rounded to the nearest percentage point.

State	% Integrated Emp	% SSI Working	State	% Integrated Emp	% SSI Working	State	% Integrated Emp	% SSI Working
AK	48	8	KY	29	3	NY	20	6
AL	2	3	LA	41	4	OH	24	8
AR	3	5	MA	27	9	OK	39	6
AZ	N/A	5	MD	42	8	OR	38	9
CA	19	6	ME	31	9	PA	35	6
CO	34	10	MI	38	8	RI	N/A	7
CT	52	9	MN	47	17	SC	33	6
DC	4	4	MO	12	7	SD	42	20
DE	33	8	MS	8	3	TN	14	4
FL	N/A	4	MT	N/A	13	TX	20	5
GA	39	5	NC	9	5	UT	40	12
HI	N/A	5	ND	N/A	19	VA	26	6
IA	N/A	19	NE	23	16	VT	39	11
ID	10	10	NH	51	12	WA	56	7
IL	12	7	NJ	20	7	WI	14	14
IN	19	7	NM	31	5	WV	N/A	3
KS	24	13	NV	N/A	7	WY	26	15

A significant correlation ($r = .35, p < .05$) indicates that higher percentages of individuals with disabilities working in integrated employment correlate with greater employment participation for SSI recipients. This relationship prompts inquiry into which state-level factors affect employment outcomes for individuals with disabilities.

Data sources: The Social Security Administration (www.ssa.gov) and the Institute for Community Inclusion National Survey of Day and Employment Services for People with Developmental Disabilities

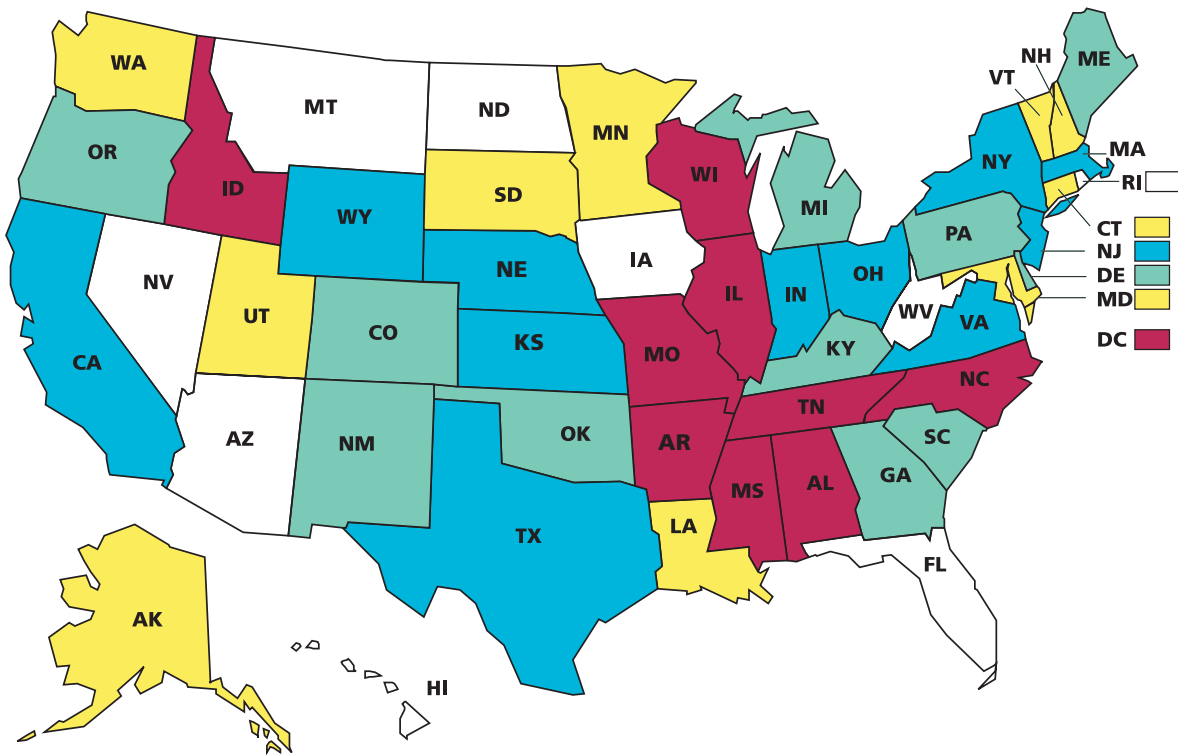
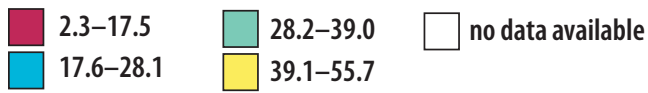
This is a publication of StateData.info, funded in part by the Administration on Developmental Disabilities, U.S. Department of Health and Human Services (#90DN0204). This Data Note was written by Katherine Fichthorn and Dana Scott Gilmore.



StateData.info
A project of the Institute for Community Inclusion at UMass Boston



Percent in Integrated Employment, 2001



Percent of SSI Recipients Working, 2001

